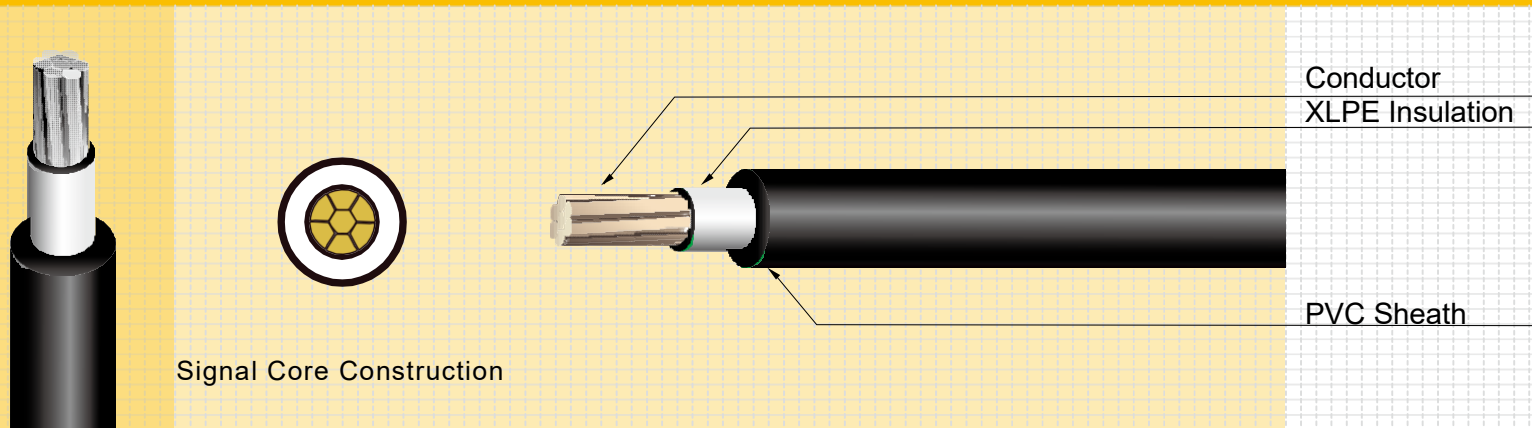


# 600V XLPE-PVC Power Cable

CNS 2655 C2047



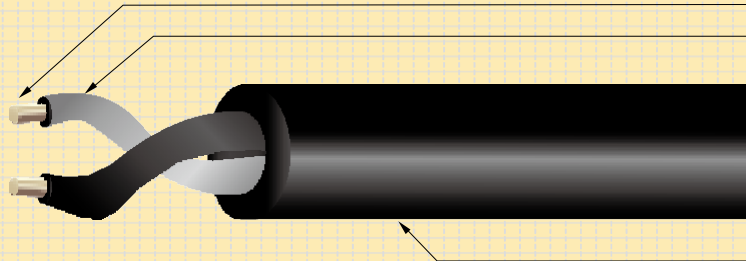
600V	Conductor Size	Min. Average Thickness of Insulation	Min. Average Thickness of Sheath	Approx. Overall Diameter	A.C. Voltage Test	Max. Conductor D.C. Resistance (20°C)	Min. Insulation Resistance (20°C)	Approx. Cable Weigh	Standard Length
	mm <sup>2</sup>	mm	mm	mm	KV/5min	Ω/km	MΩ-km	kg/km	m
1C	2.0	0.76	0.38	4.4	3.5	9.24	2500	51	300
	3.5	0.76	0.38	5.0	3.5	5.20	2000	71	300
	5.5	0.76	0.38	5.6	3.5	3.33	2000	94	300
	8	1.14	0.38	6.6	5.5	2.31	1500	134	300
	14	1.14	0.76	8.6	5.5	1.30	1500	203	300
	22	1.14	0.76	9.8	5.5	0.824	1500	288	300
	30	1.14	0.76	11.0	5.5	0.623	1000	330	300
	38	1.40	0.76	12.5	7.0	0.487	1000	450	300
	50	1.40	1.14	14.0	7.0	0.378	1000	540	300
	60	1.40	1.14	15.0	7.0	0.303	1000	679	300
	80	1.40	1.14	16.0	7.0	0.229	1000	840	300
	100	1.40	1.14	18.5	7.0	0.180	800	1083	300
	125	1.65	1.65	21	8.0	0.144	800	1350	300
	150	1.65	1.65	24	8.0	0.118	800	1676	300
	200	1.65	1.65	26	8.0	0.0922	800	2091	200
	250	1.65	1.65	28	8.0	0.0722	600	2665	200
	325	2.03	1.65	32	10.0	0.0565	600	3380	200
	400	2.03	1.65	35	10.0	0.0454	600	4147	200
	500	2.03	1.65	37	10.0	0.0373	600	4990	150
600	2.41	2.41	39	10.0	0.0304	600	6104	150	
800	2.41	2.41	47	10.0	0.0234	400	7883	150	
100	2.41	2.41	53	10.0	0.0179	400	10160	150	

# 600V XLPE-PVC Power Cable

CNS 2655 C2047



2 Core Construction



Conductor  
XLPE Insulation

PVC Sheath

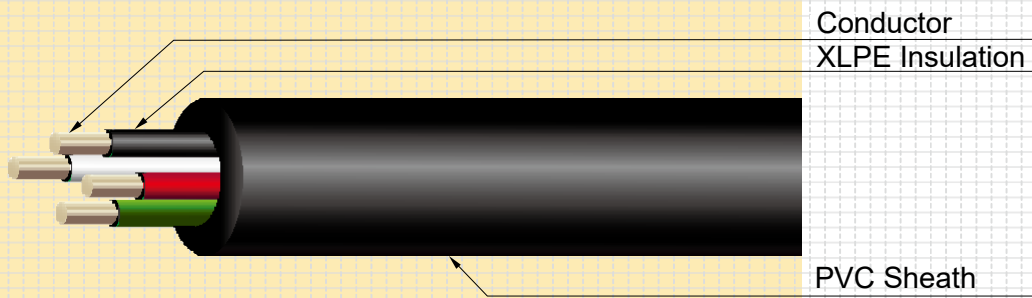
600V	Conductor Size	Min. Average Thickness of Insulation	Min. Average Thickness of Sheath	Approx. Overall Diameter	A.C. Voltage Test	Max. Conductor D.C. Resistance (20°C)	Min. Insulation Resistance (20°C)	Approx. Cable Weigh	Standard Length
	mm <sup>2</sup>	mm	mm	mm	KV/5min	Ω/km	MΩ-km	kg/km	m
2C	2.0	0.76	1.14	9.8	3.5	9.42	2500	116	300
	3.5	0.76	1.14	11.0	3.5	5.30	2000	160	300
	5.5	0.76	1.14	12.5	3.5	3.40	2000	213	300
	8	1.14	1.52	16.0	5.5	2.36	1500	341	300
	14	1.14	1.52	18.5	5.5	1.33	1500	502	300
	22	1.14	1.52	21.0	5.5	0.840	1500	699	300
	30	1.14	2.03	24.0	5.5	0.635	1000	920	300
	38	1.40	2.03	27.0	7.0	0.497	1000	1110	300
	50	1.40	2.03	28.0	7.0	0.386	1000	1370	300
	60	1.40	2.03	31.0	7.0	0.309	1000	1683	300
	80	1.40	2.03	32.0	7.0	0.234	1000	2070	300
	100	1.40	2.03	37.0	7.0	0.184	800	2615	300
	125	1.65	2.03	39.0	8.0	0.147	800	3130	300
	150	1.65	2.03	47.0	8.0	0.120	800	4053	300
	200	1.65	2.79	51.0	8.0	0.0940	800	5003	300
250	1.65	2.79	56.0	8.0	0.0736	600	6313	200	
3C	2.0	0.76	1.14	10.0	3.5	9.42	2500	142	300
	3.5	0.76	1.14	12.0	3.5	5.30	2000	200	300
	5.5	0.76	1.14	13.0	3.5	3.40	2000	272	300
	8	1.14	1.52	17.0	5.5	2.36	1500	431	300
	14	1.14	1.52	19.5	5.5	1.33	1500	649	300
	22	1.14	2.03	23.0	5.5	0.840	1500	971	300

## 600V XLPE-PVC Power Cable

CNS 2655 C2047



4 Core Construction



Conductor  
XLPE Insulation

PVC Sheath

600V	Conductor Size	Min. Average Thickness of Insulation	Min. Average Thickness of Sheath	Approx. Overall Diameter	A.C. Voltage Test	Max. Conductor D.C. Resistance (20°C)	Min. Insulation Resistance (20°C)	Approx. Cable Weigh	Standard Length
	mm <sup>2</sup>	mm	mm	mm	KV/5min	Ω/km	MΩ-km	kg/km	m
3C	30	1.14	2.03	25.0	5.5	0.635	1000	1220	300
	38	1.40	2.03	27.0	7.0	0.497	1000	1533	300
	50	1.40	2.03	29.0	7.0	0.386	1000	1820	300
	60	1.40	2.03	33.0	7.0	0.309	1000	2271	300
	80	1.40	2.03	34.0	7.0	0.234	1000	2800	300
	100	1.40	2.03	40.0	7.0	0.184	800	3604	300
	125	1.65	2.03	43.0	8.0	0.147	800	4600	300
	150	1.65	2.79	50.0	8.0	0.120	800	5560	300
	200	1.65	2.79	54.0	8.0	0.0940	800	6907	300
4C	2.0	0.76	1.14	11.5	3.5	9.42	2500	174	300
	3.5	0.76	1.14	13.0	3.5	5.30	2000	252	300
	5.5	0.76	1.52	15.0	3.5	3.40	2000	373	300
	8	1.14	1.52	19.0	5.5	2.36	1500	545	300
	14	1.14	1.52	23.0	5.5	1.33	1500	885	300
	22	1.14	2.03	26.0	5.5	0.840	1500	1251	300
	30	1.14	2.03	28.0	5.5	0.635	1000	1550	300
	38	1.40	2.03	30.0	7.0	0.497	1000	1960	300
	50	1.40	2.03	32.0	7.0	0.386	1000	2340	300
	60	1.40	2.03	37.0	7.0	0.309	1000	2943	300
	80	1.40	2.03	38.0	7.0	0.234	1000	3630	300
	100	1.40	2.79	46.0	7.0	0.184	800	4845	300